



R & S Robertson

Lampshade Guide



Shape

As a general rule of thumb match the shape of your base and shade – square with square, for example – for a cohesive look.

Rounded lampshades are generally more popular, but one advantage that square shades have is that you can place them right up against a wall, so they can be useful if you have limited space.

You will need to think about the application of the shade to decide where you would like the fixing positioned - either at the top for tapered suspended shades and for fittings with an overreach design, or at the base for standard floor and table lamp bases.



Size

Generally, the height of the shade should be about three-quarters the height of the base with the width of the shade base roughly equal to the height of the lamp from base to fitting.

The shade should ideally be at least 130mm wider than the base on both sides, to keep the whole lamp looking balanced.

Meanwhile floor lamps will generally take a shade with a base diameter of 450mm or larger.



Fabric

As our lampshades are made bespoke they can be produced in various materials including silk, cotton, linen, velvet, ribbon and cord.

Each material has its own range of design styles including pleating for a more traditional appeal or plaiting/weaving for a modern look.

Our Sales Team will be able to advise you the best resources, unique to the fabrics, when you are in the selection process and be able to supply sample swatches upon request



Colour

By producing our lampshades to order we are able to offer almost infinite colour options for all standard materials including a range of patterns.

We also have an in-house development team that can assist with graphic design, screen printing and, should it be required, we can also work with customer supplied fabrics to match existing decor or to produce something completely unique - like a lampshade made from your favourite wallpaper.

Contrasting trims can be added to the top and bottom of your lampshade to elevate your design even further.



Lining

Just as important as any outer fabrics and colours, we can offer our standard white PVC lining or for a more elevated look you can opt for Gold, Silver or Copper.

These metallic-look linings can transform a space with their lacquered shine finish bouncing warm light throughout the room.

Most of our shades can also be lined with self coloured or printed fabric tested to ensure they meet all UK fire safety regulations for your piece of mind.



Extras

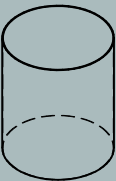
We can supply a range of accessories including frosted acrylic diffusers, self-coloured diffusers, crystal droplets, fringed trims, electrified suspensions, fixed rods or ceiling mounted fittings.

All available in a range of colours to maximise your choice and make your finished article truly one of a kind.

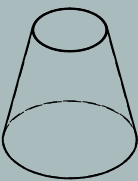
Get in touch with our Sales Office to discuss any lampshade requirements and they can work with you to develop the perfect accessory for the perfect lamp.

Shape

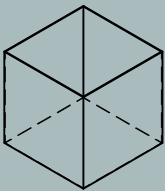
All of our lampshades are made bespoke and can take a range of shapes including but not limited to the below.



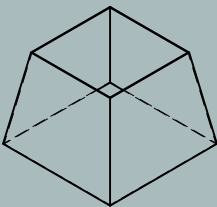
Cylinder



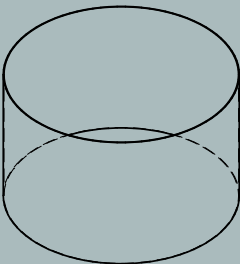
Cone



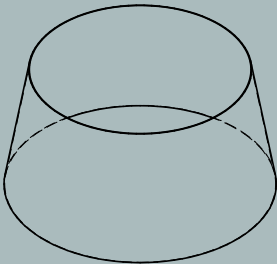
Square



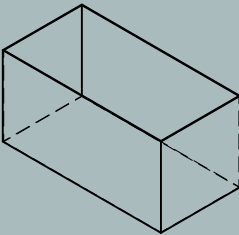
Tapered Square



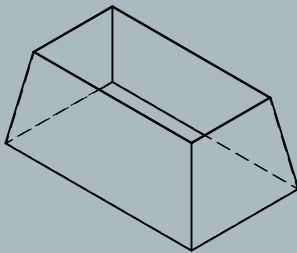
Drum



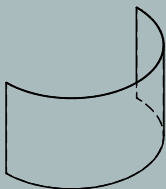
Tapered Drum



Rectangle



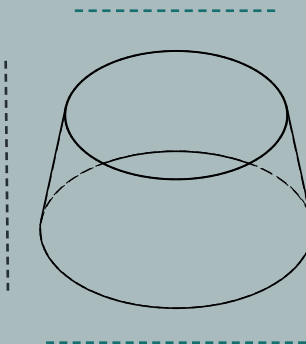
Tapered Rectangle



Half Shade



Cut Rectangle



Once you have picked the desired shape you should identify the desired dimensions.
(base diameter x top diameter x height)

Every dimension can be adjusted to ensure you receive the perfect lighting accessory so if you are unsure or require assistance the team are on hand to help.

Cotton

Our lampshades are made with the highest quality materials in an extensive range of colours. Please note that colours on screen/print may vary from real colours.

01 White	02 Cream	03 Sunny Yellow	04 Mint Green	07 Light Brown	08 Beige	09 Wine Red	11 Off-White	12 Dark Cream	14 Navy Blue
17 Baby Rose	18 Light Grey	19 Brick	20 Black	21 Off-White	22 Vanilla Cream	24 Dodger Blue	32 Canary Yellow	34 Turkey Blue	33 Mustard Beige
35 Aqua	36 Deep Aqua	37 Baby Blue	40 Dusk Alpine	41 Spruce Blue	42 Casino Green	43 Dark Olive	44 Lime Green	46 Spring Green	48 Apple Green
49 Teal Blue	50 Earth Brown	52 Dark Taupe	53 Soft Grey-Brown	54 Dark Blue	56 Ice Coffee	57 Sunny Stone	62 Bright Orange	63 Light Orange	64 Orange
66 Old Rose	67 Foggy Grey	68 Mouse Grey	69 Charcoal Grey	74 Dusty Beige Grey	75 Soft Mustard	76 Milk Chocolate	77 Dark Brown	78 Chocolate Milk	80 Pale Grey
82 Taupe	83 Metal Grey	84 Light Beige	85 Yellowish Beige	86 Wheat Beige	87 Tan Beige	92 Scarlet Red	93 Brick Orange	95 Post Box Red	96 Classic Red

Should you require a sample swatch of your choice, or the colour you require not be listed, please contact our Sales Office who would be happy to assist with sourcing a match.

Pongees Silk

Pongees 745 Chinese Indian Douppion silk has fine surface slubs and a smooth finish. Please note that colours on screen/print may vary from real colours.

									
0549 Pharaoh	0548 Stardust	0547 Jam	0546 Wilhelm	0545 Mango	0544 Lunar	0543 Flamingo	0542 Malt	0541 Rouge	0540 Beena
									
0539 Sunshine	0538 Spring	0537 Thimble	0536 Loch	0535 Bond	0534 Regent	0533 Elfin	0532 Crush	0531 Fudge	0530 Satsuma
									
0395 Silver/ Birch	0333 Viceroy Zinc	0328 Bark	0327 Gunmetal	0301 Zinc	0300 Wine	0299 Willow	0296 Violet	0295 Vermillion	0292 Twilight
									
0291 Turquoise	0290 Thyme	0288 Teal	0286 Taupe	0285 Tangiers	0282 Tabasco	0281 Sunset	0280 Sunflower	0278 Strawberry	0276 Storm
									
0274 Star	0273 Spice	0271 Sorbet	0269 Slate	0267 Silver	0266 Sienna	0263 Shell	0260 Sesame	0254 Sangria	0253 Sand
									
0252 Salmon	0246 Ruby	0245 Royal	0241 Rivera	0238 Regatta	0233 Putty	0230 Purple	0229 Pumpkin	0228 Prune	0225 Plum
									
0224 Pistachio	0219 Petal	0215 Pebble	0212 Peacock	0211 Peach	0209 Paprika	0207 Pacific	0204 Orchid	0203 Opal	0202 Olive

Pongees Silk

Should you require a sample swatch of your choice, or the colour you require not be listed, please contact our Sales Office who would be happy to assist with sourcing a match.

									
0200 Old Gold	0199 Ochre	0196 Oasis	0192 Navy	0187 Moss	0186 Moonlight	0183 Mirage	0181 Mink	0180 Military	0178 Melba
									
0176 Meadow	0174 Marigold	0172 Magenta	0171 Lupin	0169 Lipstick	0168 Lincoln	0167 Lime	0166 Lily	0165 Lilac	0164 Light Bronze
									
0162 Leaf	0159 Lagoon	0157 Kiwi	0156 Kingfisher	0155 Khaki	0153 Kelp	0151 Jade	0149 Iris	0148 Insignia	0147 Ink
									
0145 Incense	0144 Ice Blue	0143 Ice	0142 Hot Pink	0140 Honey	0139 Herb	0138 Hemlock	0136 Hazel	0135 Haze	0133 Harvest
									
0132 Graphite	0129 Golden	0125 Fuchsia	0120 Fossil	0117 Flesh	0116 Flame	0114 Fern	0113 Feather	0111 Evergreen	0110 Ether
									
0109 Empress	0106 Egg Shell	0097 Dove Grey	0085 Cornflower	0084 Corn	0082 Copper	0077 Clover	0075 Claret	0073 Cinnamon	0072 Chocolate
									
0069 Cherry	0065 Cerise	0063 Celery	0061 Cedar	0060 Cascade	0058 Capri	0057 Cantaloupe	0056 Candy	0053 Camel	0052 Cactus























Tewkesbury Park - ADS Design & Brand Development Ltd



Easthampstead Park Hotel - Photography by Tim Easton

Pongees Silk

Silk is a natural product and as such small variations may feature in your lampshade - we like to think it is part of their charm.

									
0048 Burnt Orange	0047 Burgundy	0045 Bubblegum	0042 Brazil Nut	0040 Bottle	0039 Blush	0032 Birch	0030 Berry	0026 Banana	0019 Atlantic
									
0018 Aster	0016 Aqua	0015 Apricot	0014 Apple	0010 Amethyst	0009 Almond	0005 Porcelain	0004 Ivory	0003 White	0002 Black

Linen

With a light, consistent weave, linen fabric has a natural, more relaxed texture than other materials. Please note that colours on screen/print may vary from real colours.

									
8207.00 Natural Linen	8209.00 Herring- bone	8244.20 Black	8244.28 Dark Lilac	8244.52 Dark Taupe	8244.82 Taupe Grey	8243.43 Green	8204.81 Dark Grey	8204.82 Taupe Grey	8212.02 Cream
									
			8212.10 Light Petrolium	8212.14 Navy Blue	8212.36 Deep Aqua	8212.52 Dark Taupe			



Lining

These metallic-look linings can transform a space with their lacquered shine finish bouncing warm light throughout the room.



Gold
Lacquer



Brushed
Gold




Champagne



Brushed
Copper



Matt Silver



Brushed
Silver



White PVC



Frosted



Clear



Contact our Sales Office with any project requirements

enquiries@rs-robertson.co.uk

R&S Robertson Ltd
9 Clifton View
Edinburgh
EH52 5NE
www.rs-robertson.co.uk
+44 (0) 131 344 2650