



R & S Robertson

Bathroom



About Us

For over 80 years R&S Robertson has been at the forefront of designing and supplying quality decorative lighting. Starting as a family business, and now operating as part of a larger group of companies, we have the scale to work on any size of project whilst remaining passionate about projects both large and small.

Supplying predominately the hotel, leisure and hospitality industries, we also have huge experience working with the healthcare sector, high-end residential, the marine sector, and commercial spaces. From our headquarters in Edinburgh R&S Robertson combine a personal approach to decorative lighting solutions with the security of a larger organisation.



Manufacturing

For over 14 years R&S Robertson's primary manufacturing partner has been based on the Continent, allowing us to produce high quality bespoke lighting without the quantity and lead time restrictions associated with the Far East. Working in unison with our in house design team we have the capability to assist with turning sketches into visualisations, and in turn sampling.



Design

Designers can if they wish choose from a wide range of standard fittings, able to be altered and produced in different finishes. Alternatively we can work together to create entirely bespoke pieces. Regardless, we always strive to maintain R&S Robertson's standard 5-6 week manufacturing lead time.

In addition to this we distribute for a plethora of known brands, from the UK as well as further afield.



Values

As a tight-knit team R&S Robertson pride ourselves on our values and ethos. Relationships are at the core of what we do and we pride ourselves on our honest, reliable work. We have a commitment to and enjoy engaging with all project stakeholders, and ensure we're always available to assist at every stage of a project – from inception to after care.

We continuously strive to improve our service and product offering, and in doing so define our position as leaders in providing innovative and creative lighting solutions.



Quality

R&S Robertson understand the importance of quality fittings to fit contract requirements – fittings in this setting must be robust and designed to withstand the high level of usage. Fittings are not only QC'd in R&S Robertson's European ISO9001 accredited manufacturing facility, but are also checked again once they arrive in Edinburgh for distribution to projects on a 24 hour call-off.



Project Support

If you require assistance with your decorative lighting project, the team at R&S Robertson is on hand to help. At the point of initial enquiry you will deal with one of our experienced team members, who in turn will liaise with production experts on your behalf - pulling together drawings, proposals and pricing to populate your lighting schedule, or working through a design, drawings and prototyping process.

The team at R&S will then liaise with any external partners such as contractors and wholesalers, and will assist in ensuring a coherent delivery schedule is established.

Bespoke Mirrors

Working with our manufacturing partner in Europe allows us to produce a variety of standard and custom mirrors suitable for a variety of applications.

Designers can specify the desired shape and the mirrors can then be produced in virtually any size with no minimum order quantities. This is ideal if you are furnishing a small boutique or working on a larger scale hotel project that has differing requirements.

Our mirrors can have direct or indirect illumination in standard colour temperatures 3000K or 4000K. More colour temperatures are available upon request. We can also produce mirrors with no illumination should these be required.

The frames can be plated or painted, enabling the mirrors to fit any interior design scheme – whether this is a RAL reference or Metallic finish.

Additional features available include demister pads, shaver-charging points, magnifying glass and touch-free switches.

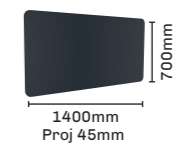
DoubleTree by Hilton Oxford Belfry -ADS Design & Brand Development





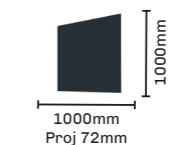
Item: IP44 Illuminated LED Bathroom Mirror
with Demister Pad
Lamp: 53W LED 3200K

3620832



Item: IP44 Mirror Light with Chrome Frame
Lamp: 1 x Circular T5

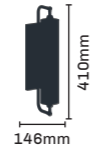
3620636





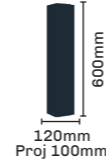
Item: IP44 Chrome Wall Light with Acrylic Diffuser
Lamp: 1 x ES LED

3620903



Item: IP44 Chrome Wall Light with Acrylic Diffuser
Lamp: 1 x 24W T5

3620904



Item: IP44 Satin Brass Wall Light with Acrylic Diffuser
Lamp: 1 x SES LED

3620909



Item: IP44 Satin Brass Wall Light with Acrylic Diffuser
Lamp: 1 x 7W LED 3000K 1095 lm

3620910






Item: IP44 Chrome Illuminated 5x
Magnifying Vanity Mirror
Lamp: 6W LED 3000K 1100 lm

4261429



Proj 340mm



Item: IP44 Illuminated Magnifying
Vanity Mirror
Lamp: 6W LED 3200K 540 lm

3620982


Chrome

3621033

Satin Brass



Proj 230mm



Item: IP44 Switched Illuminated
Magnifying Vanity Mirror
Lamp: 6W LED 3200K 540 lm

3621034

Chrome

3621035

Satin Brass



Proj 230mm

















What is an IP Rating?

An IP rating consists of two digits. The first digit represents protection against the ingress of solid objects i.e. dust. The second digit represents protection against the ingress of liquids i.e. water. The higher the value of either digit, the greater the protection.

Solids

0	no protection
1	protection against contact with objects larger than 5 cm, such as a hand
2	protection against contact with objects larger than 1.25 cm, such as a finger
3	protection against contact with objects larger than 2.5 mm, such as a wire
4	protection against contact with objects larger than 1 mm
5	fairly dust-free
6	100% dust resistant

Water

0	no protection
1	protection against vertical drops
2	protection against drops at an angle of up to 15°
3	protection against splash water * at an angle of up to 60°
4	protection against splash water from every angle
5	protection against spray water ** from every angle
6	protection against powerful spray water and waves
7	temporary protection against immersion (30 min)
8	complete protection against immersion

IP

Ingress Protection

6

100% dust resistant

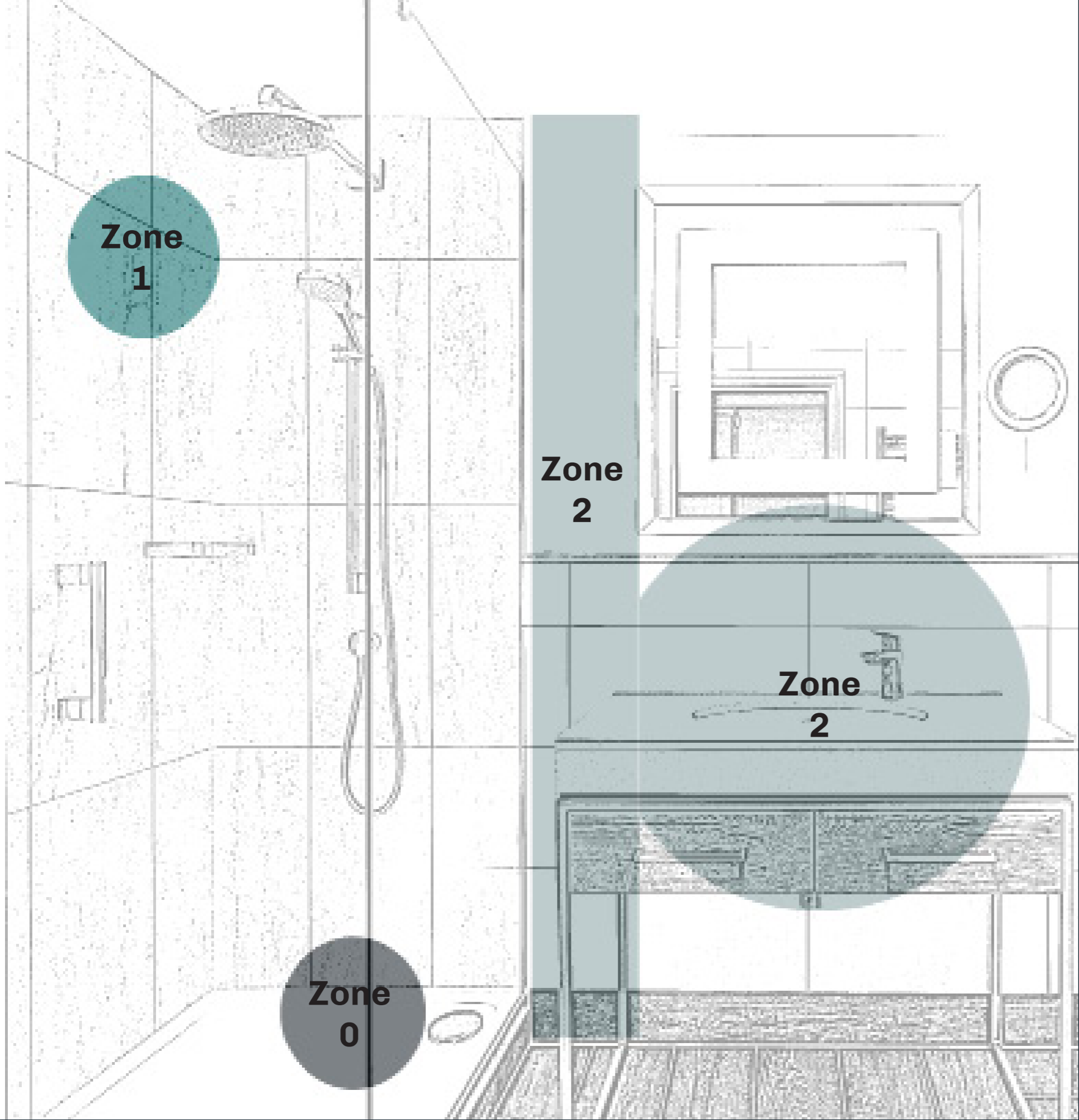
5

protection against spray water ** from every angle

8

complete protection against immersion

* splash water = protected against splashing water, for example rain
** spray water = protected against water jets, for example from the shower



Zone 0

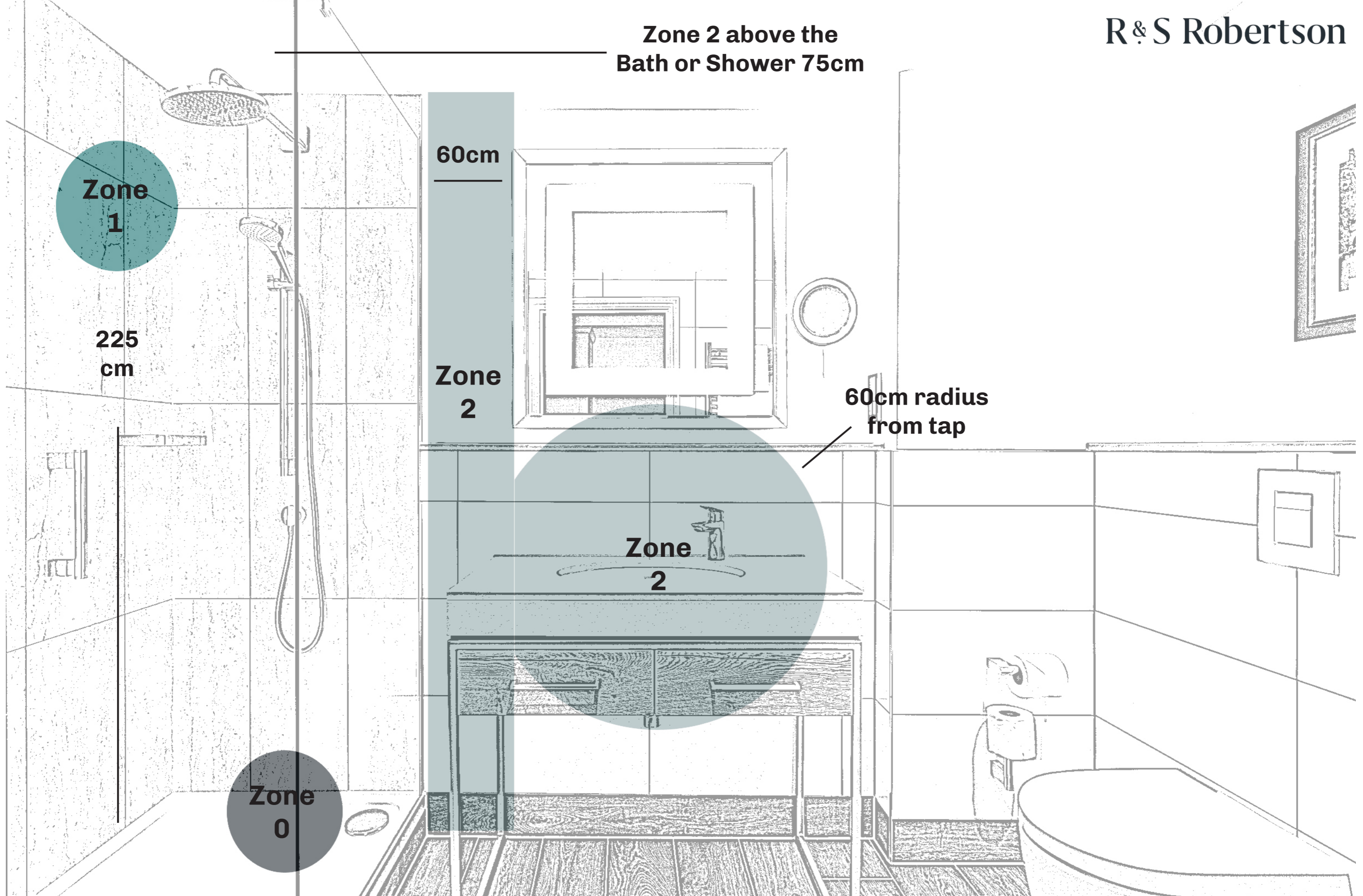
Minimum IP67

Zone 1

Minimum IP45

Zone 2

Minimum IP44



Zone 0

The Interior of Bath & Shower Tray

Zone 1

Above the Bath or Shower Tray to a height of 2.25m from the floor

Zone 2

Outside the Bath or Shower, extending 0.6m beyond Zone 1 & including the area around wash basin

Contact our Sales Office with any project requirements

enquiries@rs-robertson.co.uk

R&S Robertson Ltd
9 Clifton View
Edinburgh
EH52 5NE
www.rs-robertson.co.uk
+44 (0) 131 344 2650